

# Absolute Rate Constants for Bromine Abstraction from *N*-Bromoimides and Br<sub>2</sub> by Alkyl Radicals

James M. Tanko, Philip S. Skell,\* and Sri Seshadri

Contribution from the Department of Chemistry, The Pennsylvania State University, University Park, Pennsylvania 16802. Received August 3, 1987

**Abstract:** Imidyl radicals react with cyclopropanes solely via hydrogen abstraction. In the case of methylcyclopropane, the major product (cyclopropylcarbinyl bromide) is derived from abstraction of hydrogen from the methyl group. The resultant cyclopropylcarbinyl radical is partitioned between two pathways: (1) abstraction of Br from *N*-bromoimide and (2) rearrangement to the allylcarbinyl radical (eventually yielding 4-bromo-1-butene). Since the absolute rate of the rearrangement is known, an absolute rate constant for the abstraction of Br from *N*-bromoimides by alkyl radicals can be derived (CH<sub>2</sub>Cl<sub>2</sub> solvent, 15 °C),  $k \approx (1.3-1.6) \times 10^{10} \text{ M}^{-1} \text{ s}^{-1}$ . Reactions carried out in the presence of Br<sub>2</sub> provide a *third* pathway for scavenging of the cyclopropylcarbinyl radical, providing  $k_{\text{Br}_2} = 2.2 \times 10^{10} \text{ M}^{-1} \text{ s}^{-1}$ . Thus, trapping of primary R\* by either *N*-bromoimides or Br<sub>2</sub> occurs at rates that are diffusion-controlled.

## I. Introduction

Despite the importance of halogen atom transfer from molecular halogen (X<sub>2</sub>) or *N*-bromoimides (NX) to alkyl radicals as the final chain-propagating link in many halogenation reactions, little information is available regarding the *rate* of these reactions. Utilization of the cyclopropylcarbinyl-allylcarbinyl free radical "clock"<sup>1</sup> for reactions of primary alkyl radical has made these values accessible.

In a free radical chain process, the highly reactive imidyl radical abstracts hydrogen from methylcyclopropane (MCP) to make a cyclopropylcarbinyl radical. In competition with bromine abstraction from *N*-bromoimide, cyclopropylcarbinyl radical rearranges to the butenyl radical, CH<sub>2</sub>=CHCH<sub>2</sub>CH<sub>2</sub>\*, with a well-established rate constant.<sup>2</sup> Bimolecular rate constants for trapping by various halogen atom donors, *N*-bromo-3,3-dimethylglutarimide (NBG), *N*-bromophthalimide (NBP), or Br<sub>2</sub>, were determined from the relative yields of rearranged and unrearranged products as a function of concentration of the trapping agent.

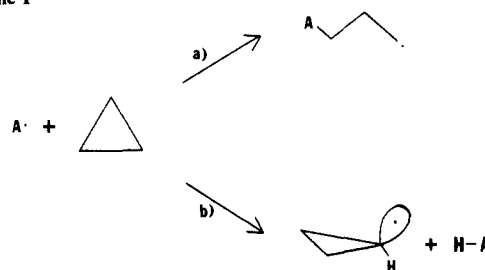
## II. Results

**A. Reactions of Radicals with Cyclopropanes.** The products of the reaction between a free radical and cyclopropane are strongly dependent on the identity and nature of the attacking radical (A\*). Generally, two pathways are important (Scheme I): ring opening (path a) and hydrogen abstraction (path b). For Br\*, ring opening is the only important reaction pathway,<sup>3</sup> while for Cl\* both ring opening and hydrogen abstraction are important processes.<sup>4</sup> For *tert*-butoxy<sup>4</sup> and succinimidyl<sup>5</sup> radicals, hydrogen abstraction is the only significant process.

**B. Reaction of Methylcyclopropane (MCP) with Br<sub>2</sub>.** At -78 °C, the photoinitiated reaction of cyclopropane with Br<sub>2</sub> is reported to yield *only* 1,3-dibromopropane. Similarly, reaction with MCP results in exclusive formation of 1,3-dibromobutane. In neither instance are products derived from hydrogen abstraction observed.<sup>3</sup> We confirm these observations at -78 °C and further extend them to the temperatures at which we run our *N*-bromoimide reactions (10-20 °C).

Solutions containing Br<sub>2</sub> (0.98 mmol) and MCP (7.1-7.4 mmol) in 5.0 mL of CCl<sub>4</sub> were prepared. After 66 h at 14 °C in the dark, only 0.296 mmol (30%) of the Br<sub>2</sub> was consumed (CH<sub>2</sub>=CH<sub>2</sub> was added, and Br<sub>2</sub> determined by GLC as dibromoethane). In

Scheme I



contrast, when illuminated in the absence of O<sub>2</sub>, Br<sub>2</sub> color was completely discharged in less than 30 min. The sole reaction product was 1,3-dibromobutane; no other products were observed.

**C. Reaction of Cyclopropane with 3,3-Dimethyl-*N*-bromoglutarimide (NBG).** Procedures for observing imidyl radical (N\*) chains in reactions of *N*-bromoimides (NBr) have been extensively discussed in the literature<sup>6</sup> and involve taking precautions that limit (or exclude) competing chains based on bromine atom. In our laboratory, two procedures have proven particularly successful: (1) utilization of solvents that permit large concentrations of *N*-bromoimide to be employed (e.g., CH<sub>2</sub>Cl<sub>2</sub>, CH<sub>3</sub>CN), thereby *increasing* the rate of the imidyl chain propagating step, R\* + NBr → RBr + N\*, and (2) including alkenes to scavenge Br<sub>2</sub>, thus, *decreasing* the rate of the bromine chain propagating step, R\* + Br<sub>2</sub> → RBr + Br\*.

Traynham and Lee found that the cyclopropane-derived products obtained from reaction of *N*-bromosuccinimide (NBS) with cyclopropane in acetonitrile contained >98% cyclopropyl bromide and <2% 1,3-dibromopropane. The disparity between this reaction and the analogous reaction of Br<sub>2</sub> (100% yield 1,3-dibromopropane) was given as evidence for succinimidyl radical intermediacy.<sup>5</sup>

Thus, the use of cyclopropanes as substrates provides a *third* method for observing imidyl behavior since (1) cyclopropanes are good bromine atom scavengers, forming easily recognized products (1,3-dibromides), and (2) substitution products (monobromides) arise *solely* from hydrogen abstraction by imidyl radical.

Reaction of NBG with cyclopropane gave results analogous to the NBS reaction, with the advantage that glutarimidyl radical does not undergo the ring-opening reaction which is the dominant reaction for succinimidyl. A photoinitiated reaction of NBG (0.492 mmol) with cyclopropane (7.52 mmol) in CH<sub>2</sub>Cl<sub>2</sub> (5.0 mL, 78.0 mmol) yielded cyclopropyl bromide (0.259 mmol, 53%), CHBrCl<sub>2</sub> (0.204 mmol, 42%), and a trace amount of 1,3-dibromopropane as the only Br-containing products.

(1) For an excellent review on the utilization of free radical clocks, see: Griller, D.; Ingold, K. U. *Acc. Chem. Res.* **1980**, *13*, 317.

(2) Mathew, L.; Warkentin, J. *J. Am. Chem. Soc.* **1986**, *108*, 7981. For earlier evaluations, see also: Maillard, B.; Forrest, D.; Ingold, K. U. *J. Am. Chem. Soc.* **1976**, *98*, 7024. Efflo, A.; Griller, D.; Ingold, K. U.; Beckwith, A. L. J.; Serelis, A. K. *J. Am. Chem. Soc.* **1980**, *102*, 1734.

(3) Shea, K. J.; Skell, P. S. *J. Am. Chem. Soc.* **1973**, *95*, 6728.

(4) Walling, C.; Fredricks, P. S. *J. Am. Chem. Soc.* **1962**, *84*, 3326.

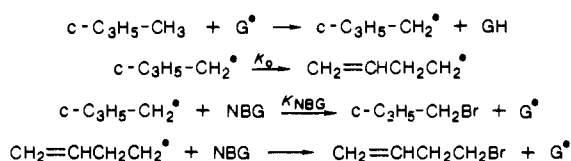
(5) Traynham, J. C.; Lee, Y.-S. *J. Am. Chem. Soc.* **1974**, *96*, 3590.

(6) For a recent review, see: Lüning, U.; Skell, P. S. *Tetrahedron* **1985**, *41*, 4289.

**Table I.** Photoinitiated<sup>a</sup> Reaction of *N*-Bromo-3,3-dimethylglutarimide with Methylcyclopropane

| product  | % yield <sup>b</sup> | % yield <sup>b,c</sup> |
|--|----------------------|------------------------|
| CHBrCl <sub>2</sub>  | 24.1                 | 12.8                   |
| CH <sub>2</sub> =CHCH <sub>2</sub> CH <sub>2</sub> Br      | 3.2                  | 1.7                    |
| <i>c</i> -C <sub>3</sub> H <sub>5</sub> CH <sub>2</sub> Br | 34.5                 | 18.0                   |
| 1,3-dibromobutane  | 8.5                  | trace                  |
| 3 C <sub>4</sub> H <sub>7</sub> Br isomers                 | 18.2                 | 9.0                    |
| GH <sup>d</sup>  | 95.9                 | 50.4                   |
| GCH <sub>2</sub> CH <sub>2</sub> Br <sup>d</sup>           |                      | 50.1                   |
| 1,2-dibromoethane  |                      | 2.0                    |

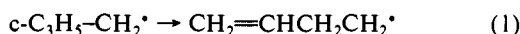
<sup>a</sup>Irradiated with a 400-W medium-pressure Hg arc lamp through Pyrex for 1 h at 15 °C. <sup>b</sup>0.1 M *N*-bromo-3,3-dimethylglutarimide and 1.3 M methylcyclopropane in CH<sub>2</sub>Cl<sub>2</sub>. <sup>c</sup>0.1 M CH<sub>2</sub>=CH<sub>2</sub> present. <sup>d</sup>G = 3,3-dimethylglutarimidyl.

**Scheme II**

In the presence of 0.044 M CH<sub>2</sub>=CH<sub>2</sub> (NBG, 0.464 mmol; *c*-C<sub>3</sub>H<sub>6</sub>, 3.64 mmol; CH<sub>2</sub>Cl<sub>2</sub>, 5.0 mL, 78.0 mmol), the observed products were cyclopropyl bromide (0.102 mmol, 22%), CHBrCl<sub>2</sub> (0.110 mmol, 24%), and *N*-(2-bromoethyl)-3,3-dimethylglutarimide (NBG/CH<sub>2</sub>=CH<sub>2</sub> adduct, 0.185 mmol, 40%). 3,3-Dimethylglutarimide (GH), the companion product of hydrogen abstraction, was also formed (0.209 mmol, 45%).

This data permits the rate of hydrogen abstraction from *c*-C<sub>3</sub>H<sub>6</sub> relative to addition to CH<sub>2</sub>=CH<sub>2</sub> to be calculated for G<sup>•</sup>,  $k(c\text{-C}_3\text{H}_6)/k(\text{CH}_2=\text{CH}_2) = 0.0067$  (per molecule basis). From this value, and other published selectivity data for G<sup>•</sup>, the following reactivity order can be calculated (per hydrogen basis): secondary H (6–7) > primary H (1.00) > *c*-C<sub>3</sub>H<sub>6</sub> (C–H) (0.31). The decreased reactivity of a cyclopropyl C–H bond has also been observed for other free radicals (e.g., C<sup>•</sup> and *t*-BuO<sup>•</sup>)<sup>4</sup> and can be attributed to the high C–H bond dissociation energy of cyclopropane: 106 kcal/mol<sup>7</sup> compared to 100 kcal/mol for a 1° C–H bond.<sup>8</sup>

**D. Reaction of Methylcyclopropane (MCP) with *N*-Bromo-3,3-dimethylglutarimide (NBG). 1. Products and Mechanism.** Product yields and reaction conditions for the reaction of NBG with MCP (in CH<sub>2</sub>Cl<sub>2</sub>) are given in Table I. The predominant MCP-derived product was cyclopropylcarbinyl bromide, arising from abstraction of a methyl hydrogen. 4-Bromo-1-butene arises via the cyclopropylcarbinyl–allylcarbinyl rearrangement (eq 1).



No 1,2,4-tribromobutane, potentially resulting from the addition of Br<sub>2</sub> to 4-bromo-1-butene, was detected. Additionally, three other products, formed in a 4.4:2.3:1 ratio and identified by GCMS as C<sub>4</sub>H<sub>7</sub>Br isomers, can be assigned to the three possible products that would arise from hydrogen abstraction from the cyclopropane ring of MCP: 1-bromo-1-methylcyclopropane, *cis*- and *trans*-1-bromo-2-methylcyclopropane.

The 3,3-dimethylglutarimidyl radical (G<sup>•</sup>) is the *only* hydrogen abstractor operating in this system since the alternate potential chain carrier, Br<sup>•</sup>, reacts via an S<sub>H</sub>2 process yielding 1,3-dibromobutane.<sup>3</sup> Since Br<sup>•</sup> is produced in the photoinitiation step, the chain lengths can be estimated from the ratio of the products from G<sup>•</sup> reactions (C<sub>4</sub>H<sub>7</sub>Br's) to those from Br<sup>•</sup> reactions (1,3-dibromobutane): 8.9 in the absence of C<sub>2</sub>H<sub>4</sub>, 46 in the presence of C<sub>2</sub>H<sub>4</sub>.

Scheme II summarizes the reaction of G<sup>•</sup> with the methyl group of MCP and the ensuing reactions in the chain sequence.

The presence of ethylene in the reaction mixture diverts approximately 50% of G<sup>•</sup> to the GBr/CH<sub>2</sub>=CH<sub>2</sub> adduct; however, the relative yields of the different hydrogen abstraction products are unperturbed. Thus, with MCP as substrate, utilization of an alkene to suppress Br<sup>•</sup> chains is unnecessary since MCP serves as Br<sup>•</sup> scavenger; *the products arising from the G<sup>•</sup> and Br<sup>•</sup> reactions are completely different.*

Our primary interest in MCP as a substrate involves clocking the rate of Br abstraction by the 1° cyclopropylcarbinyl radical from NBG, against the cyclopropylcarbinyl–allylcarbinyl rearrangement. Since the absolute rate constant for the rearrangement (*k*<sub>0</sub>) is known,<sup>2</sup> it should be possible to determine the absolute rate of Br abstraction from NBG (*k*<sub>NBG</sub>) by studying the product ratio cyclopropylcarbinyl bromide (BrMCP)/4-bromo-1-butene (4-BrBu) as a function of [NBG] (eq 2).

$$(\text{yield of BrMCP})/(\text{yield of 4-BrBu}) = k_{\text{NBG}}[\text{NBG}]/k_0 \quad (2)$$

The relatively low yield of 4-bromo-1-butene at 0.1 M NBG indicates *k*<sub>NBG</sub> is large relative to *k*<sub>0</sub>. However, a potential complication is that 4-bromo-1-butene may not be stable under the reaction conditions. Previous studies from this laboratory have shown that addition of an imidyl radical to an olefin is a very facile process. For example, addition of G<sup>•</sup> to *tert*-butylethylene is favored by a factor of 100 over abstraction of a primary hydrogen.<sup>9</sup> Thus, the possible distortion of our results by further reaction of 4-bromo-1-butene with NBG must be considered.

To test this hypothesis, the photoinitiated reaction of NBG with 4-bromo-1-butene in CH<sub>2</sub>Cl<sub>2</sub> was studied. As anticipated, the major product was the NBG/alkene addition product, GCH<sub>2</sub>CH(Br)CH<sub>2</sub>CH<sub>2</sub>Br (69%). Other products include 3,3-dimethylglutarimide (30%), CHBrCl<sub>2</sub> (12%), and 1,2,4-tribromobutane (3%). Some products of hydrogen abstraction (predominantly 1,4-dibromobut-2-ene) were also detected.

Presence of the NBG/4-bromo-1-butene adduct is readily recognizable by <sup>1</sup>H NMR analysis. In our MCP/NBG reactions, *none* of this product could be detected (detection limit ≤ 5%). Thus, in these experiments, the 4-bromo-1-butene yield is not distorted to any appreciable extent by further reaction with NBG.

Additional support for our contention that little (if any) 4-bromo-1-butene is consumed during the MCP/NBG reaction can be derived from the data in Table I. Addition of an olefin (C–H<sub>2</sub>=CH<sub>2</sub>) has no effect on the BrMCP/4-BrBu ratio: 10.8 in the absence of ethylene, 10.6 in the presence of 1 equiv of ethylene, despite the fact that under the latter conditions, a 50% yield of the NBG/CH<sub>2</sub>=CH<sub>2</sub> addition product results. Thus, these observations rule out the possibility that our product ratios are significantly distorted by secondary reactions of 4-bromo-1-butene under the reaction conditions.

Qualitatively, the amount of 4-bromo-1-butene consumed by NBG during the course of the MCP/NBG reaction could be minimized by running the reaction to low percent conversion. In order to determine the upper limit for the amount of 4-bromo-1-butene consumed under the conditions of our MCP/NBG reactions, some information regarding the relative reactivity of 4-BrBu and MCP toward G<sup>•</sup> was needed. This information was obtained by direct competitions with neopentane. Since the reaction was followed by 4-BrBu disappearance, the reported reactivity accounts for all possible NBG/4-BrBu reactions. The results of these experiments appear in Table II. As expected, 4-bromo-1-butene is more reactive (32 times) than MCP. Additionally, the methyl hydrogens of MCP are more reactive (3.5 times on a per hydrogen basis) than those of neopentane.

Since 4-BrBu is 32 times more reactive toward G<sup>•</sup> than MCP, if in our MCP/NBG reactions a ≥10:1 ratio MCP/NBG is employed, the reaction runs to ≤5% NBG conversion, and if one further assumes that 4-BrBu is the sole product of the reaction between MCP and NBG, an insignificant amount (less than 10%) of the 4-bromo-1-butene formed during the course of the reaction would be lost due to further reaction with NBG. Since cyclopropylcarbinyl bromide and *not* 4-bromo-1-butene is the major

(7) McMillen, D. F.; Golden, D. M. *Annu. Rev. Phys. Chem.* **1982**, *33*, 493.

(8) Castelhan, A. L.; Griller, D. *J. Am. Chem. Soc.* **1982**, *104*, 3655.

(9) Luning, U.; McBain, D. S.; Skell, P. S. *J. Org. Chem.* **1986**, *51*, 2077.

**Table II.** Relative Reactivities of Methylcyclopropane (MCP) and 4-Bromo-1-butene (4-BrBu) toward the 3,3-Dimethylglutarimidyl Radical (G<sup>\*</sup>)

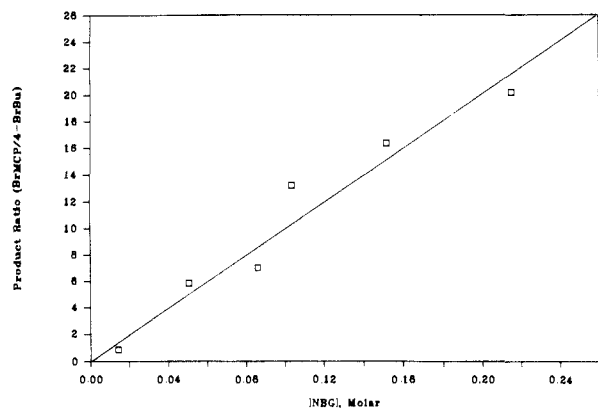
|  | 4-BrBu vs Me <sub>4</sub> C  | MCP vs Me <sub>4</sub> C   |
|--|--|--|
| initially <sup>a</sup> (mmol)  | NBG (0.519)<br>Me <sub>4</sub> C (5.86)<br>4-BrBu (0.493)                      | NBG (1.00)<br>Me <sub>4</sub> C (1.30)<br>MCP (1.38)   |
| after irradiation <sup>b</sup> (mmol)  | 4-BrBu (0.277)<br>(CH <sub>3</sub> ) <sub>3</sub> CCH <sub>2</sub> Br (0.0801) | C <sub>4</sub> H <sub>7</sub> Br's (0.048)<br>c-C <sub>3</sub> H <sub>5</sub> CH <sub>2</sub> Br + 4-BrBu (0.102)<br>(CH <sub>3</sub> ) <sub>3</sub> CCH <sub>2</sub> Br (0.110) |
| relative rate constant (molecular base)<br>per hydrogen selectivity <sup>c</sup> | $k(4\text{-BrBu})/k(\text{Me}_4\text{C}) = 41$                                 | $k(\text{MCP})/k(\text{Me}_4\text{C}) = 1.3$<br>$r(\text{c-C}_3\text{H}_5\text{CH}_3/\text{Me}_4\text{C})_{\text{H}} = 3.5$  |

<sup>a</sup> Five milliliters of CH<sub>2</sub>Cl<sub>2</sub>; T = 15 °C, irradiated with a 400-W medium-pressure Hg arc lamp (through Pyrex) for 1 h. <sup>b</sup> Only pertinent products are listed. Mass balance ≥ 95%. <sup>c</sup> Per hydrogen selectivity: methyl CH of MCP vs CH of neopentane.

**Table III.** Ratio of Products Formed in the Photoinitiated Reaction of Methylcyclopropane with *N*-Bromo-3,3-dimethylglutarimide (NBG) at 15 °C

| [NBG] <sub>init</sub> , <sup>a</sup><br>M | yield of BrMCP/<br>yield of 4-BrBu <sup>b</sup> | [NBG] <sub>init</sub> , <sup>a</sup><br>M | yield of BrMCP/<br>yield of 4-BrBu <sup>b</sup> |
|---|---|---|---|
| 0.014                                     | 0.87  | 0.104                                     | 13.2  |
| 0.051                                     | 5.82  | 0.152                                     | 16.4  |
| 0.086                                     | 7.00  | 0.215                                     | 20.2  |

<sup>a</sup> [MCP]<sub>init</sub> ≥ 10[NBG]<sub>init</sub>, CH<sub>2</sub>Cl<sub>2</sub> solvent; irradiated with a 400-W medium-pressure Hg arc lamp through Pyrex for 3 min; reactions run to ≤5% NBG conversion. <sup>b</sup> BrMCP = cyclopropylcarbonyl bromide; 4-BrBu = 4-bromo-1-butene.

**Figure 1.** Reaction of *N*-bromo-3,3-dimethylglutarimide (NBG) with methylcyclopropane (MCP). Product ratio (cyclopropylcarbonyl bromide/4-bromo-1-butene) as a function of [NBG].

product of the MCP/NBG reaction, the amount of 4-bromo-1-butene actually lost is insignificant.

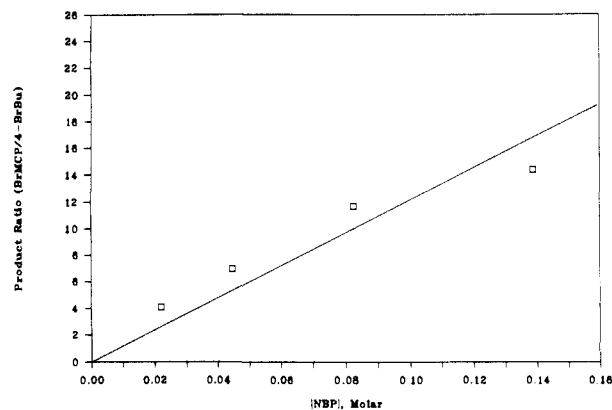
**2. Absolute Rate Constant for Abstraction of Br from NBG by a Primary Radical.** In order to minimize further reaction of 4-bromo-1-butene, two precautions were followed: (1) a large initial [methylcyclopropane]/[NBG] was employed and (2) the reactions were run to low percent conversion (≤5%). The data summarized in Table III were obtained at various initial concentrations of NBG. The product ratio BrMCP/4-BrBu increases linearly with increasing NBG concentration (Figure 1). Analysis of the data according to eq 2 yields  $k_{\text{NBG}}/k_0 = 100 (\pm 5) \text{ M}^{-1}$ . Since at 15 °C,  $k_0 = 1.3 \times 10^8 \text{ s}^{-1}$ ,  $k_{\text{NBG}} = 1.3 \times 10^{10} \text{ M}^{-1} \text{ s}^{-1}$ .

**E. Reaction of Methylcyclopropane with *N*-Bromophthalimide (NBP). Absolute Rate Constant for Abstraction of Br from NBP by a Primary Radical.** The products of the photoinitiated reaction of NBP with MCP are the same as with the analogous NBG reaction: Photolysis of 0.10 M NBP, 1.8 M MCP in CH<sub>2</sub>Cl<sub>2</sub> (homogeneous mixture) yielded CHBrCl<sub>2</sub> (5.3%), three C<sub>4</sub>H<sub>7</sub>Br isomers in a ratio of 6.9:2.4:1 (18.6%), 4-bromo-1-butene (2.3%), cyclopropylcarbonyl bromide (36%), and 1,3-dibromobutane (16.3%). 1,3-Dibromobutane, formed by reaction of Br<sup>\*</sup> with methylcyclopropane, is the only product formed via ring opening of the cyclopropane ring. Clearly, phthalimidyl radical (P<sup>\*</sup>) is the hydrogen abstractor in this system, and a mechanism analogous to Scheme II is operating. The distribution of the C<sub>4</sub>H<sub>7</sub>Br isomers is somewhat different from the NBG reaction, explicable by P<sup>\*</sup>

**Table IV.** Ratio of Products Formed in the Photoinitiated Reaction of Methylcyclopropane (MCP) with *N*-Bromophthalimide (NBP) at 15 °C

| [NBP] <sub>init</sub> , <sup>a</sup><br>M | yield of BrMCP/<br>yield of 4-BrBu <sup>b</sup> | [NBP] <sub>init</sub> , <sup>a</sup><br>M | yield of BrMCP/<br>yield of 4-BrBu <sup>b</sup> |
|---|---|---|---|
| 0.022                                     | 4.08  | 0.083                                     | 11.7  |
| 0.045                                     | 6.95  | 0.139                                     | 14.4  |

<sup>a</sup> [MCP]<sub>init</sub> ≥ 10[NBP]<sub>init</sub>, CH<sub>2</sub>Cl<sub>2</sub> solvent; irradiated with a 400-W medium-pressure Hg arc lamp through Pyrex for 3 min; reactions run to ≤5% NBP conversion. <sup>b</sup> BrMCP = cyclopropylcarbonyl bromide; 4-BrBu = 4-bromo-1-butene.

**Figure 2.** Reaction of *N*-bromophthalimide (NBP) with methylcyclopropane (MCP). Product ratio (cyclopropylcarbonyl bromide/4-bromo-1-butene) as a function of [NBP].

vs G<sup>\*</sup> as chain carrier. As with NBG, the product ratio BrMCP/4-BrBu was studied as a function of [NBP] at high [MCP]/[NBP], low (<5%) NBP conversion (Table IV, Figure 2). Application of eq 2 yields  $k_{\text{NBP}}/k_0 = 120 (\pm 10) \text{ M}^{-1}$ ;  $k_{\text{NBP}} = 1.6 \times 10^{10} \text{ M}^{-1} \text{ s}^{-1}$  (15 °C).

**F. Effect of Added Br<sub>2</sub> on the NBG/Methylcyclopropane Reaction.** Since reaction of Br<sub>2</sub> with cyclopropanes yields only 1,3-dibromides,<sup>3</sup> it is not possible to determine the rate of reaction of cyclopropylcarbonyl radical with Br<sub>2</sub> with the MCP/Br<sub>2</sub> reaction. However, it is possible to obtain this information by photobromination of MCP by NBG in the presence of Br<sub>2</sub>.

Evidence has been presented that suggests the existence of a third hydrogen abstractor (besides Br<sup>\*</sup> or imidyl) in *N*-bromophthalimide/Br<sub>2</sub> systems, but its identity is unclear.<sup>10</sup> However, this is not important for our purposes since the chemistry of interest, cyclopropylcarbonyl ring opening vs Br abstraction, occurs after hydrogen abstraction.

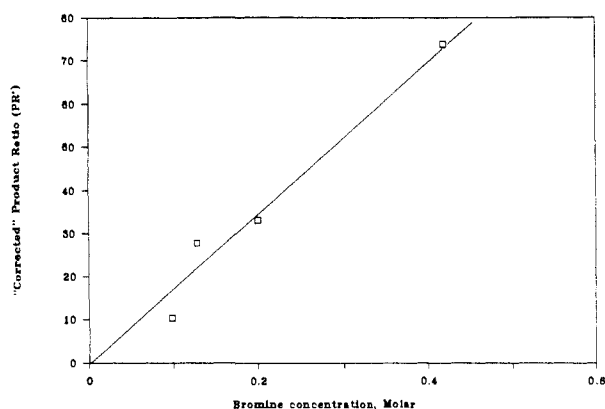
With one exception, the products of reaction between NBG and MCP are the same in the presence or absence of Br<sub>2</sub>. The exception is that in the presence of Br<sub>2</sub>, 1,2,4-tribromobutane is also formed, arising from the subsequent addition of Br<sub>2</sub> to the 4-bromo-1-butene. Although Br<sub>2</sub> is rapidly depleted during the course of the reaction forming 1,3-dibromobutane, formation of

(10) Skell, P. S.; Lüning, U.; McBain, D. S.; Tanko, J. M. *J. Am. Chem. Soc.* **1986**, *108*, 121.

**Table V.** Ratio of Products Formed in the Photoinitiated Reaction of Methylcyclopropane (MCP) with *N*-Bromo-3,3-dimethylglutarimide (NBG) in the Presence of Varying Concentrations of Bromine

| [NBG], <sup>a</sup> M | [Br <sub>2</sub> ], M | PR <sup>b</sup> | PR' <sup>c</sup> |
|-----------------------|-----------------------|-----------------|------------------|
| 0.196                 | 0.098                 | 30.3            | 10.4             |
| 0.147                 | 0.128                 | 42.5            | 27.7             |
| 0.209                 | 0.200                 | 54.2            | 33.1             |
| 0.201                 | 0.420                 | 94.1            | 73.8             |

<sup>a</sup> [MCP]<sub>init</sub> ≥ 10[NBG]<sub>init</sub>, 10[Br<sub>2</sub>]<sub>init</sub>, CCl<sub>4</sub> solvent; irradiated with a 75-W tungsten lamp through Pyrex for 3 min; reactions run to low percent Br<sub>2</sub> conversion. <sup>b</sup> PR = yield cyclopropylcarbinyl bromide/ yield 1,2,4-tribromobutane. <sup>c</sup> "Corrected" product ratio, PR -  $k_{\text{NBG}}/k_0$ ; see text.

**Figure 3.** Reaction of *N*-bromo-3,3-dimethylglutarimide (NBG) with methylcyclopropane (MCP) in the presence of Br<sub>2</sub>. Product ratio (bromomethylcyclopropane/1,2,4-tribromobutane, corrected; see text) as a function of [Br<sub>2</sub>].

the tribromide indicates that hydrogen abstraction by imidyl occurs before all the Br<sub>2</sub> is depleted. If the opposite were true (i.e., the NBG/MCP reaction occurred after depletion of Br<sub>2</sub>), no tribromide would be formed at all. Consequently, some portion of the cyclopropylcarbinyl bromide must be formed by reaction of R<sup>\*</sup> with Br<sub>2</sub>, as well as R<sup>\*</sup> + NBG. The enhancement of the product ratio (BrMCP/ring-opened product) observed when Br<sub>2</sub> is present confirms this hypothesis (vide infra).

In this system, cyclopropylcarbinyl radical partitions itself between three reaction pathways,  $k_0$ ,  $k_{\text{NBG}}$ , and  $k_{\text{Br}_2}$ . Bunnett has labeled this type of competition as "ad eundem fructus" meaning "to the same product".<sup>11</sup> Equation 3 describes the product ratio, PR = BrMCP/tribromide, as a function of [NBG] and [Br<sub>2</sub>].

$$\text{PR} = (k_{\text{Br}_2}/k_0)[\text{Br}_2] + (k_{\text{NBG}}/k_0)[\text{NBG}] \quad (3)$$

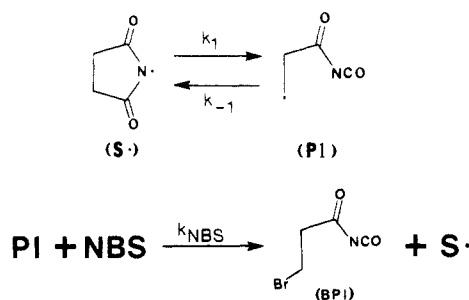
Table V summarizes the results obtained when MCP was allowed to react with NBG in the presence of varying [Br<sub>2</sub>]. These reactions were carried out to low percent Br<sub>2</sub> conversions so as to keep [Br<sub>2</sub>] approximately constant. In each instance, the product ratio is substantially higher than would be expected if cyclopropylcarbinyl radical were reacting solely with NBG.

Since [NBG] is held constant, the values of  $[k_{\text{NBG}}[\text{NBG}]/k_0]$  can be subtracted from PR to give PR', which when plotted against [Br<sub>2</sub>] (Figure 3) yields a straight line whose slope is equal to  $k_{\text{Br}_2}/k_0$ . Thus, the rate constant ratio  $k_{\text{Br}_2}/k_0 = 170 (\pm 14) \text{ M}^{-1}$  is derived from this treatment;  $k_{\text{Br}_2} = 2.2 \times 10^{10} \text{ M}^{-1} \text{ s}^{-1}$  (15 °C).

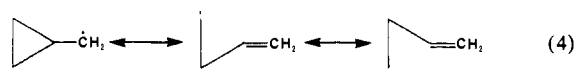
### III. Discussion

Imidyl radicals react with cyclopropanes solely via hydrogen abstraction. For methylcyclopropane (MCP), hydrogen abstraction occurs also at the methyl group. Our results indicate a methyl hydrogen of MCP is 3.5 times as reactive as a primary hydrogen of neopentane. Enhanced reactivity of the methyl hydrogens has also been reported for Cl<sup>\*</sup> and *t*-BuO<sup>\*</sup> and can be

### Scheme III



attributed to hyperconjugative stabilization of the cyclopropylcarbinyl radical (eq 4).



Absolute rate constants for reaction of molecular halogens (X<sub>2</sub>) or *N*-haloimides with alkyl radicals have been generally unavailable, particularly for X = Br, although it is often assumed the reaction between alkyl radicals and Br<sub>2</sub> is diffusion-controlled. (The gas phase reaction CH<sub>3</sub><sup>\*</sup> + Br<sub>2</sub> → CH<sub>3</sub>Br + Br<sup>\*</sup> is 25.5 kcal/mol exothermic.)<sup>12</sup>

The rate of reaction between R<sup>\*</sup> and NBS has been stated to be ca. 1000 times slower than the Br<sub>2</sub> reaction. This conclusion was based on the qualitative observation of the loss of optical activity of the 1,2-dibromo-2-methylbutane, formed in the photobromination of (+)-1-bromo-2-methylbutane: Br<sub>2</sub> was >1000 times more efficient in trapping the chiral intermediate.<sup>13</sup> However, the radical in these experiments was a tertiary bridged-bromine radical, whose reactivity was apparently much less than a primary alkyl radical. It is reasonable to expect less reactive radicals to show a larger difference for  $k_{\text{Br}_2}/k_{\text{NBS}}$ .

The results presented here suggest that trapping of 1° alkyl radicals by Br<sub>2</sub>, *N*-bromo-3,3-dimethylglutarimide (NBG), and *N*-bromophthalimide (NBP) are essentially diffusion-controlled, having rate constants  $2.2 \times 10^{10}$ ,  $1.3 \times 10^{10}$ , and  $1.6 \times 10^{10} \text{ M}^{-1} \text{ s}^{-1}$ , respectively. The calculated diffusional rate constant in CH<sub>2</sub>Cl<sub>2</sub> at 15 °C (calculated from  $k_{\text{diff}} = 8RT/3000\eta$ ,  $\eta(\text{CH}_2\text{Cl}_2, 15 \text{ °C}) = 0.449 \text{ cp}$ )<sup>14</sup> is  $1.4 \times 10^{10} \text{ M}^{-1} \text{ s}^{-1}$ . Further, since the structure of the imidyl fragment appears to have little effect on the rate constant, we suggest provisionally that this value is general for *N*-bromoimides. The usual statistical factors taking account of the number of reactive sites are applicable in slower reactions, but are not relevant for reactions in which the intrinsic rate exceeds the rate of cage escape, as in the cases of encounter-controlled rates. Thus, the somewhat larger rate constant for Br<sub>2</sub> must be largely attributed to other factors.

Extension of this experimental procedure should enable absolute rates of trapping of alkyl radicals by Cl<sub>2</sub>, *t*-BuOCl, BrCl, *N*-chloroimides, etc. to be determined and will be the topic of future investigations in this laboratory. Rough estimates of some of these rates can be made from data already in the literature.

The rate of reaction between R<sup>\*</sup> + Cl<sub>2</sub> is estimated to be  $2.3 \times 10^9 \text{ M}^{-1} \text{ s}^{-1}$  (gas phase).<sup>15</sup> On the basis of laser flash photolysis results, Ingold et al. have estimated that in solution the rate constant is  $\gg 10^7 \text{ M}^{-1} \text{ s}^{-1}$ .<sup>16</sup> In 1962, Walling reported that photochlorination of MCP ( $[\text{Cl}_2]_{\text{init}} \sim 3.2 \text{ M}$ ) yielded >50% cyclopropylcarbinyl chloride.<sup>4</sup> No 4-chloro-1-butene was observed,

(12) Heats of formation of all pertinent species taken from: Benson, S. W. *Thermochemical Kinetics*, 2nd ed.; Wiley: New York, 1976.

(13) Skell, P. S.; Tuleen, D. L.; Read, P. D. *J. Am. Chem. Soc.* **1963**, *85*, 2805.

(14) *Handbook of Chemistry and Physics*, 53rd ed.; Weast, R. C., Ed.; CRC: Cleveland, 1972.

(15) Kerr, J. A. In *Free Radicals*, Kochi, J. K., Ed.; Wiley: New York, 1973; Vol. 1.

(16) Bunce, N. J.; Ingold, K. U.; Landers, J. P.; Lustyk, J.; Scaiano, J. C. *J. Am. Chem. Soc.* **1985**, *107*, 5464.

(11) Bunnett, J. F. *Techniques of Chemistry*; Lewis, E. S., Ed.; Wiley-Interscience: New York, 1974; Vol. VI, Part 1, pp 161-165.

and only a trace amount of 1,2,4-trichlorobutane was detected, suggesting to us that the  $c\text{-C}_3\text{H}_7\text{CH}_2^*/\text{Cl}_2$  reaction must also be diffusion-controlled.

The results we have presented also allow us to correct some of our earlier interpretations, specifically that  $k_{\text{NBS}}$  was ca. 20 times smaller than we find here. The free-radical isomerization of NBS to  $\beta$ -bromopropionyl isocyanate (BPI) is interpreted according to Scheme III.<sup>17</sup>

We previously determined  $k_{-1}/k_{\text{NBS}}$  to be 0.035 M.<sup>17</sup> Assuming  $k_{\text{NBS}}$  and  $k_{\text{NBG}}$  are equal, the rate of ring closure of the primary alkyl radical PI to  $\text{S}^*$  is calculable;  $k_{-1} = 5 \times 10^8 \text{ s}^{-1}$ . Further, since trapping of PI by *N*-chlorosuccinimide (NCS) is at least 50 times less efficient than NBS,<sup>17</sup>  $k_{\text{NCS}} \leq 2.6 \times 10^8 \text{ M}^{-1} \text{ s}^{-1}$ .

It should be noted that this reevaluation of  $k_{-1}$ , and the original work on which it is based, is clearly separated from the controversy concerning the involvement of  $\pi$  and  $\sigma$  radicals. The earlier estimate of  $k_{-1}$  was based (p 7262, column 2 of ref 17) on two assumptions: (1)  $k_1 = k_{-1}$ , and (2) the concentration of  $\text{Br}_2$  required to quench formation of BPI was  $\approx 10^{-3} \text{ M}$ . With the new information, it is no longer necessary to use these approximations, which are now recognized to be incorrect by a factor of 10–15.

#### IV. Experimental Section

**General Considerations.** <sup>1</sup>H NMR spectra were recorded on either a Varian EM-360 (60 MHz) or a Bruker WH-200 (200 MHz) spectrometer, with chemical shifts reported on the  $\delta$  scale relative to hexamethyldisiloxane ( $\delta = 0.07$ ). Mass spectra were taken on a Kratos 9/50 instrument at 70 eV. Gas chromatographic analyses were carried out on either a Hewlett-Packard HP 5790A or HP 5890 instrument, each equipped with a DB-5 capillary column (30 m  $\times$  0.25 mm), FID detector, and an HP 3390A reporting integrator.

**Materials.** Methylcyclopropane (ICN), as received, contained a significant amount of olefin impurity (butenes?), which were removed by treatment with excess  $\text{Br}_2$ . Unreacted  $\text{Br}_2$  was quenched with corn oil (Mazola). MCP was distilled through two  $-78^\circ\text{C}$  traps and collected at  $-196^\circ\text{C}$ . By this procedure, MCP of purity  $\gg 99\%$  (GLC) was obtained. Neopentane (Matheson, research grade, 99.6%) was purified as described previously.<sup>10</sup> The following were used as received: bromine (Aldrich), chlorobenzene (Aldrich, HPLC grade), dichloromethane (Aldrich, anhydrous, gold label, 99+%), ethene (Matheson, research grade, 99.99+%), hexamethyldisiloxane (Aldrich), and tetrachloromethane (Fischer). The preparations of *N*-bromo-3,3-dimethylglutar-

imide (NBG)<sup>9</sup> and *N*-bromophthalimide (NBP)<sup>18</sup> have been described previously.

Authentic samples of the following were commercially available: 4-bromo-1-butene (Aldrich), bromodichloromethane (Pfaltz and Bauer), cyclopropylcarbonyl bromide (Aldrich), 1,3-dibromobutane (Aldrich), 1,2-dibromomethane (Aldrich), 1,3-dibromopropane (Aldrich), and neopentyl bromide (Pfaltz and Bauer). 1,2,4-Tribromobutane was prepared by the addition of  $\text{Br}_2$  to 4-bromo-1-butene.

**Preparation of *N*-(2,4-Dibromobutyl)-3,3-dimethylglutarimide.** NBG (0.181 g, 0.823 mmol), 5.0 mL of  $\text{CH}_2\text{Cl}_2$ , and 0.10 mL of 4-bromo-1-butene (0.985 mmol) were combined in a 30-mL pressure tube, degassed 3 times (freeze–pump–thaw method), and irradiated for 70 min with a 400-W medium-pressure mercury arc lamp (through two Pyrex layers). Afterward, the volatile materials were removed by a high-vacuum trap-to-trap distillation (room temperature). The resulting solid (which by <sup>1</sup>H NMR analysis vs hexamethyldisiloxane was shown to contain 0.571 mmol of GBr/4-BrBu adduct, 0.334 mmol of GH), was dissolved in  $\text{CH}_2\text{Cl}_2$ , washed successively with 5% NaOH and  $\text{H}_2\text{O}$ , dried over  $\text{MgSO}_4$ , and evaporated. Passage through a short silica gel column yielded pure GBr/4-BrBu adduct. <sup>1</sup>H NMR (60 MHz):  $\delta$  1.06 (s, 6 H), 2.20 (m, 2 H), 2.49 (s, 4 H), 3.44 (t,  $J = 5.0 \text{ Hz}$ , 2 H) 3.75–4.5 (m, 3 H). IR ( $\text{CCl}_4$ ): 2990 (m), 2950 (m), 2880 (m), 1740 (m), 1690 (s)  $\text{cm}^{-1}$ . CI-MS (relative intensity):  $m/e$  276 (51.4), 274 (51.9) (M – Br), 194 (9.9), 154 (13.5), 142 (38.6), 86 (50.9), 85 (23.3), 84 (80.6), 49 (100).

**Competition Experiments. General Procedure.** Reagents (except  $\text{Br}_2$ ) were combined in a 30-mL pressure tube (sealed with an O-ringed Teflon needle valve) and degassed with the freeze–pump–thaw technique (3–5 times).  $\text{Br}_2$  (if added), was degassed on the vac-line and distilled directly into the reaction mixture. The mixture was irradiated (through two Pyrex layers) with either a 400-W medium-pressure Hg arc or 75-W tungsten lamp. Reaction times and temperatures are given in the tables and/or text. For reactions in the presence of bromine, excess  $\text{Br}_2$  was quenched with ethylene. Volatiles and nonvolatiles were separated by a room temperature high-vacuum trap-to-trap distillation. The volatiles (mono-, di-, and tribromides) were analyzed by GLC (vs PhCl, utilizing a predetermined correction factor). Retention times of products were compared to that of an authentic sample. The nonvolatiles (e.g., GBr, GH, GBr/alkene adduct, etc.) were analyzed by <sup>1</sup>H NMR (60 or 200 MHz, depending on the complexity of the signal) vs hexamethyldisiloxane as an internal standard. Unreacted NBP was quantitated iodometrically.

**Acknowledgment.** Financial support for this work was supplied by the donors of the Petroleum Research Fund, administered by the American Chemical Society, and the National Science Foundation.

(17) Tlumak, R. L.; Day, J. C.; Slanga, J. P.; Skell, P. S. *J. Am. Chem. Soc.* **1982**, *104*, 7257.

(18) Day, J. C.; Govindaraj, N.; McBain, D. S.; Skell, P. S.; Tanko, J. M. *J. Org. Chem.* **1986**, *51*, 4959.